

Texas Interagency Wildfire & Incident Management Academy

200 Technology Way, Suite 1162
College Station, TX 77845
Tel 979-458-7330 ★ Fax 979-458-7117
academyregistrar@tfs.tamu.edu

Capital Area Interagency Wildfire & Incident Management Academy

Information Sheet

The Capital Area Texas Interagency Wildland & Incident Management Academy will be operated utilizing the Incident Command System... meaning the daily operations will be managed by an Incident Management Team. This will be similar to what you will see in a fire camp. To ensure a “smooth” operation during the academy the following rules apply to all individuals, students and instructors.

CHECK-IN

- ★ Check-In will begin on Friday, October 24th at 6:30 a.m. For those of you with classes the first day, we will have registration available the afternoon on October 23rd from 3:30 p.m. to 5 p.m. You will be able to check-in daily between 6:30 a.m. and 5:00 p.m. prior to the start of your class. If you are registered for more than one class, you only need to check-in once.
- ★ The Academy is located at Camp Swift in Bastrop, Texas. Check-In is at the Incident Command Post, which is located at 856 FM 2336, McDade, TX 78650. Directions to Bastrop & Camp Swift can be found on the TICC website <http://ticc.tamu.edu/Training/training.htm>.
- ★ You are encouraged to attend the morning briefings at 7:30AM. Briefing times are subject to change. All courses run from approximately 8:00AM to 5:00PM, unless otherwise specified by your instructor.
- ★ The Texas Interagency Wildfire & Incident Management Academy teaches NWCG courses in accordance with NWCG standards. It is the responsibility of the students and their supervisors to ensure that all prerequisites are fulfilled for courses they are registered for.

BASTROP - CAMP SWIFT

- ★ Appropriate behavior is expected at all times. This is an Army National Guard camp, so please be respectful. **NO alcohol or drugs will be permitted at camp or at any of the field exercises.** Ignorance of this policy will not be tolerated and you will be **de-mobed and a letter sent back to your home unit explaining the reason for your dismissal.**
- ★ Smoking is allowed anywhere at camp **OUTSIDE** of the buildings. Please be thoughtful of those who are non-smokers and do not congregate next to the building entrances.
- ★ **100% attendance** is required to receive credit for the courses that you are registered for.
- ★ Casual dress is permitted ... **please refrain from wearing t-shirts or caps that may be inappropriate or offensive.**

- ★ Breakfast and lunch will be provided. Dinner arrangements are to be made on your own.
- ★ Essential course materials will be provided, such as student workbooks, handouts, and other required manuals. Please check your course inserts for any items you are responsible for bringing.

TRAVEL & LODGING INFORMATION

- ★ Tent sites and barrack accommodations are available on a first come, first served basis at **NO** extra charge. Please make sure to bring linens, blankets, pillows, sleeping bag, etc. ***Please let us know your need for barrack accommodations upon arrival.*** If you're interested in a tent site, please let us know during Check-In.
- ★ Hotel lodging information can be found at <http://ticc.tamu.edu/Training/training.htm>.
- ★ Students are responsible for making their own hotel reservations and cancellations.
- ★ Airport to fly into: Austin-Bergstrom International Airport in Austin, Texas ... about 30 miles west of Bastrop. We **do not** have shuttle service to and from the airport.

PRE-COURSE WORK

- ★ Student pre-course work is required if you are enrolled in L-280, PMS 419, RX-301, RX-341, S-200, S-212, S-230, S-234, S-236, S-270, S-290, S-330, S-336, S-339, and/or S-390. **Please read and complete the pre-course material and bring it with you on the first day of class, unless otherwise specified.** If you do not receive your pre-course material, please contact the academy registrar at academyregistrar@tfs.tamu.edu.

FIELD EXERCISES

- ★ If you are enrolled in BEAST, DOZ OPS, EVOC, GPS, L-280, PMS 419, S-130/190, S-211, S-212, S-215, S-234, S-236, and/or S-271, you will need to bring your Personal Protective Equipment (PPE). PPE includes nomex shirt and pants, hardhat, leather boots, gloves, eye protection, and ear protection. **Your agency or department should be able to provide these items for you. If not, you will be able to check nomex shirt & pants and hardhat out of our supply cache ... items will be limited.**

TASKBOOKS

- ★ Taskbooks will not be initiated at the Academy ... they are to be initiated by your home unit.

PAYMENT and CANCELLATIONS

- ★ Payment must be made prior to attending class, unless other arrangements are made. Methods of payment include: credit cards (Visa/Mastercard/Discover/AMEX), check, money order, purchase orders, or through the HB 2604 program. Registration fees are payable in full unless cancellation is received **BEFORE October 1, 2014.** If using HB 2604, applications **MUST** be turned into the Grants Department before the class starts to receive funding.

- ★ For a full refund on registration fees, ALL cancellations must be received BEFORE October 1, 2014. Substitutions can be made if you will not be able to attend ... please contact the academy registrar.
- ★ Cancellations received starting October 1 2014 and no shows during the academy will be charged a cancellation fee of a full day's tuition for each class. No refunds will be given for "No Shows". Please be courteous, there may be students on waiting lists who want to get into a class you may be registered for.

MISCELLANEOUS INFORMATION

- ★ Directions to Bastrop & Camp Swift can be found on the TICC webpage <http://ticc.tamu.edu/Training/training.htm> as well as the academy brochure.
- ★ If you take prescription medication or have allergies (for example, bee stings), please make sure you bring your medication with you.
- ★ If you have special dietary needs, please let us know so that we may inform the caterer ahead of time.

We hope you will enjoy your time at the Capital Area Texas Interagency Wildfire & Incident Management Academy. If you have any questions, please contact the academy registrar at (979) 458-7330 or email: academyregistrar@tfs.tamu.edu.

Have a safe trip and we will see you there!!!

COURSE SCHEDULE

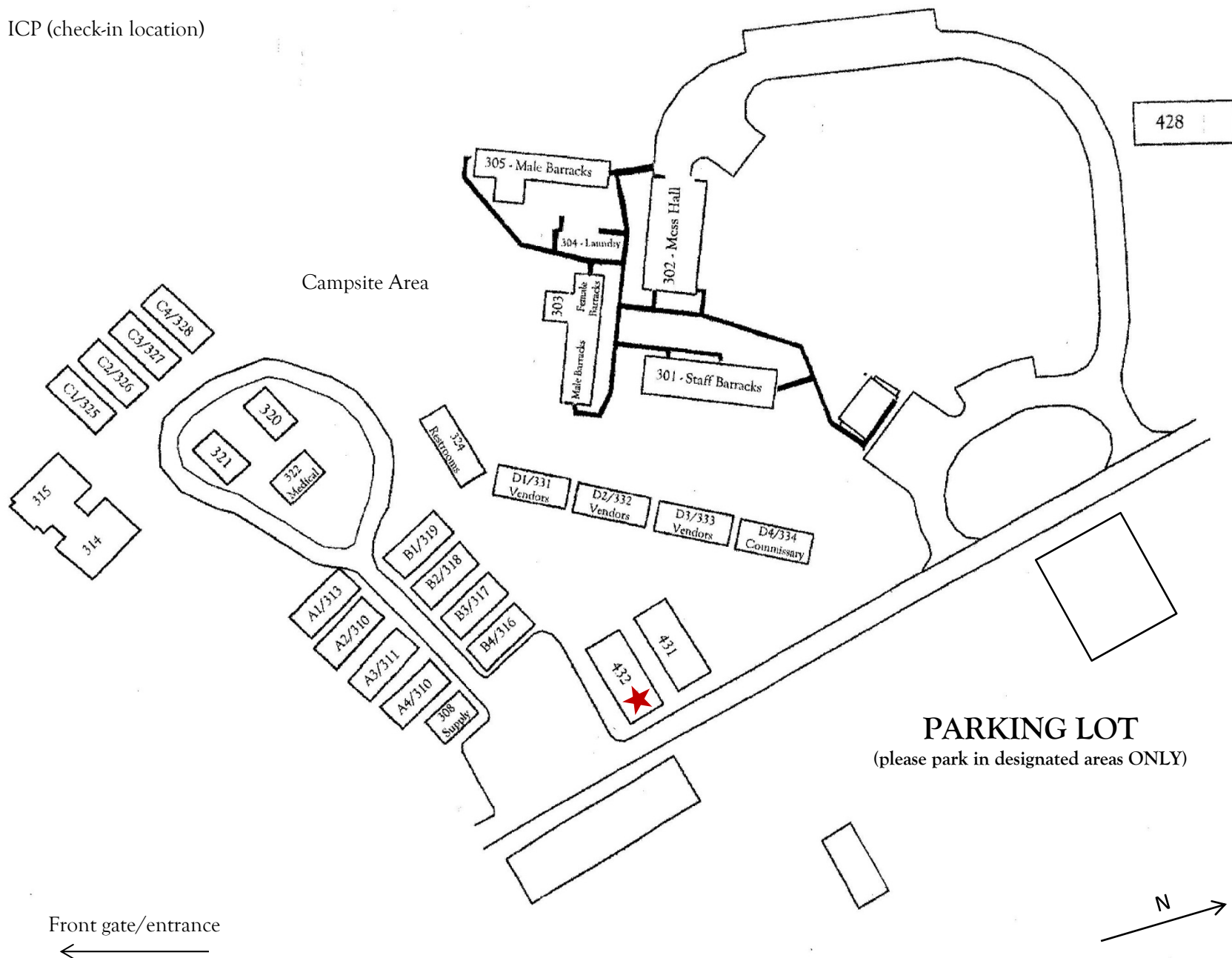
Course Number	Course Name	Course Hours	Dates	Pre-requisites	Field Day*	Pre-work**
BEAST A	Basic Engine and Suppression Tactics	16	October 25 - 26		✓	
BEAST B	Basic Engine and Suppression Tactics	16	October 29 - 30		✓	
CTBS	Courage to be Safe	8	October 27			
DOZOPS	TFS Dozer Operations/ Maintenance	16	November 1 - 2	Successful completion of S-130/190	✓	
EVOC	Emergency Vehicle Operations Course	16	October 25 - 26		✓	
GPS	GPS Orientation	8	October 27		✓	
LACK	Leadership Accountability Culture Knowledge	8	November 2			
L-180	Human Factors on the Fireline	8	November 3			
L-280	Followership to Leadership	16	November 4 - 5	L-180	✓	✓
PMS419	Wildland Engine Operator	40	October 27 - 31	Successful completion of S-130/190, S-211, S-131; FFT2 qualified; satisfactory completion of pre-course work	✓	✓
RX-301	Prescribed Fire Implementation	24	October 28 - 30	See brochure		✓
RX-341	Prescribed Fire Plan Preparation	32	October 24 - 27	See brochure		✓
S-130/190 A	Firefighter Training/Introduction to Wildland Fire Behavior (includes I-100 & L-180)	40	October 26 - 30		✓	
S-130/190 B	Firefighter Training/Introduction to Wildland Fire Behavior (includes I-100 & L-180)	40	November 1 - 5		✓	
S-131 A	Firefighter Type 1	8	October 30	FFT2 qualified		
S-131 B	Firefighter Type 1	8	October 31	FFT2 qualified		
S-133	Look Up, Look Down, Look Around		October 29			
S-200	Initial Attack Incident Commander	16	October 24 - 25	Single resource boss qualified		✓
S-211	Portable Pumps & Water Use	24	October 29 - 31		✓	
S-212 A	Wildland Fire Chain Saws	32	October 24 - 27	FFT2 qualified	✓	✓
S-212 B	Wildland Fire Chain Saws	32	November 1 - 4	FFT2 qualified	✓	✓
S-215	Fire Operations in the Wildland/Urban Interface	28	October 24 - 27	Students should be FFT1 qualified	✓	
S-230 A	Crew Boss (Single Resource)	24	October 29 - 31	FFT1 qualified; S-290; completion of pre-course work		✓
S-230 B	Crew Boss (Single Resource)	24	November 2 - 4	FFT1 qualified; S-290; completion of pre-course work		✓
S-231	Engine Boss (Single Resource)	16	November 5 - 6	FFT1 qualified; S-230		
S-234 A	Ignition Operations (includes 1-day field demonstrations)	24	October 29 - 31	S-290; completion of pre-course work	✓	✓
S-234 B	Ignition Operations (includes 1-day field demonstrations)	24	November 3 - 5	S-290; completion of pre-course work	✓	✓
S-236	Heavy Equipment Boss (Single Resource)	24	October 25 - 27	FFT1 qualified; satisfactory completion of the pre-course work.	✓	✓
S-270	Basic Air Operations	16	October 30 - 31	Completion of pre-course work		✓
S-271	Helicopter Crewmember	32	November 1 - 4	See brochure description	✓	
S-290 A	Intermediate Wildland Fire Behavior	32	October 24 - 27	S-190; completion of pre-course work		✓
S-290 B	Intermediate Wildland Fire Behavior	32	November 3 - 6	S-190; completion of pre-course work		✓
S-330	Task Force/Strike Team Leader	24	October 31 - November 2	Single resource boss qualified; completion of pre-course work		✓
S-336	Tactical Decision Making in Wildland Fire	24	November 4 - 6	Single resource boss or ICT4 qualified; completion of pre-course work		✓
S-339	Division/Group Supervisor	20	October 28 - 30	See brochure description		✓
S-390	Intro to Wildland Fire Behavior Calculations	32	October 27 - 31	Single resource boss qualified; S-290; completion of pre-course work		✓

* PPE is required for courses with field days

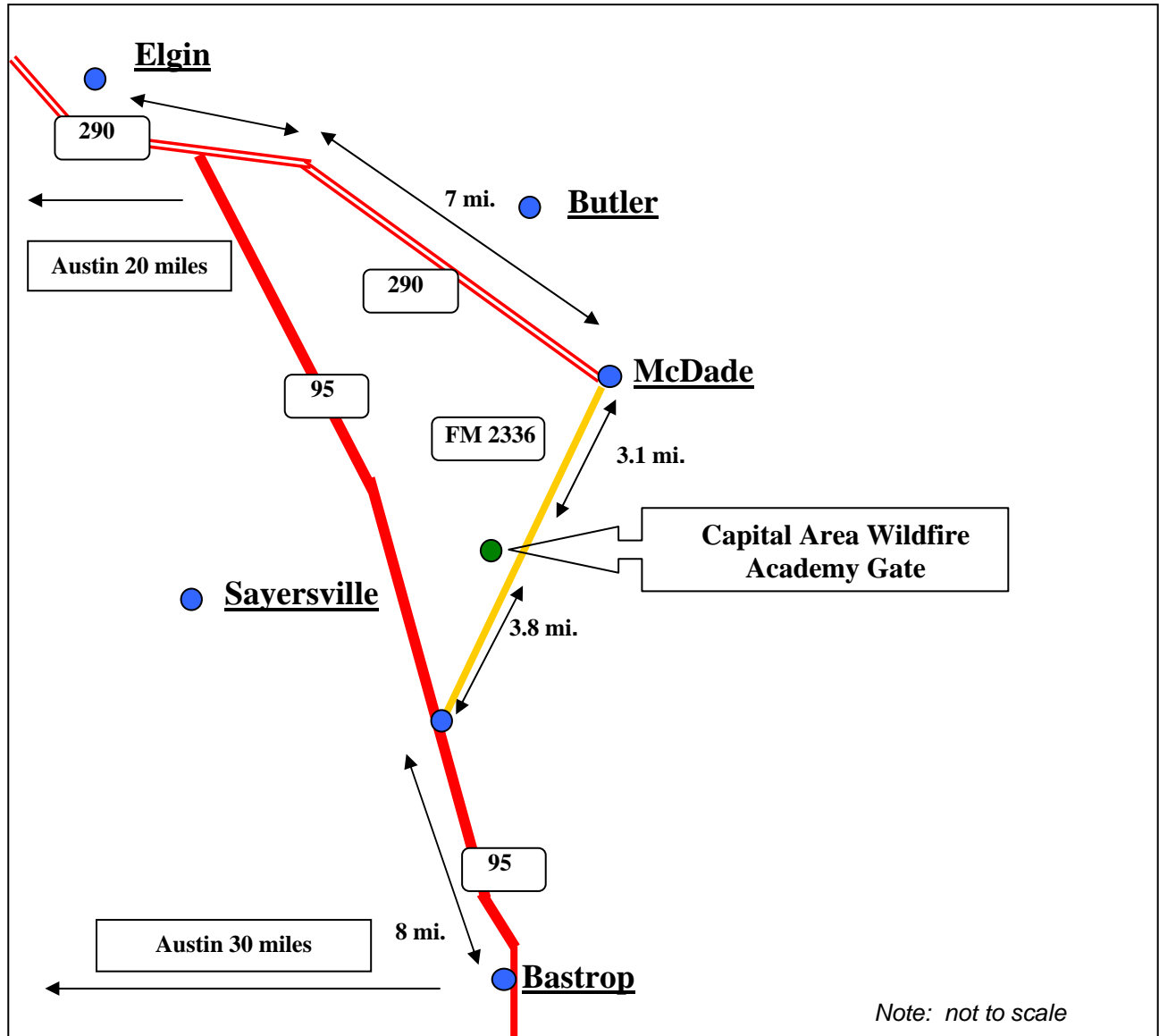
** Pre-course work is available online at <http://training.nwcg.gov/pre-courses.html>

Capital Area Interagency Wildfire & Incident Management Academy Camp Swift National Guard Training Facility

★ ICP (check-in location)



Capital Area Interagency Wildfire Academy Bastrop, Texas



Directions from:

Austin

Take Hwy 71 East toward Bastrop. You will travel approximately 30 miles until you reach Bastrop. At the intersection of Hwy 71 and Hwy 95, turn left. You will travel north on Hwy 95 for about 8 miles until you reach FM 2336 (you will pass a correctional facility on your right, FM 2336 will be a little ways after that). Turn right and travel 3.5 – 4 miles until you see a gate and a rock driveway on your left. There will be signs to help you locate this gate, as it can be difficult to spot from a distance. Follow the rock road toward the community of buildings, and look for the signs directing you to parking and check-in.

Houston

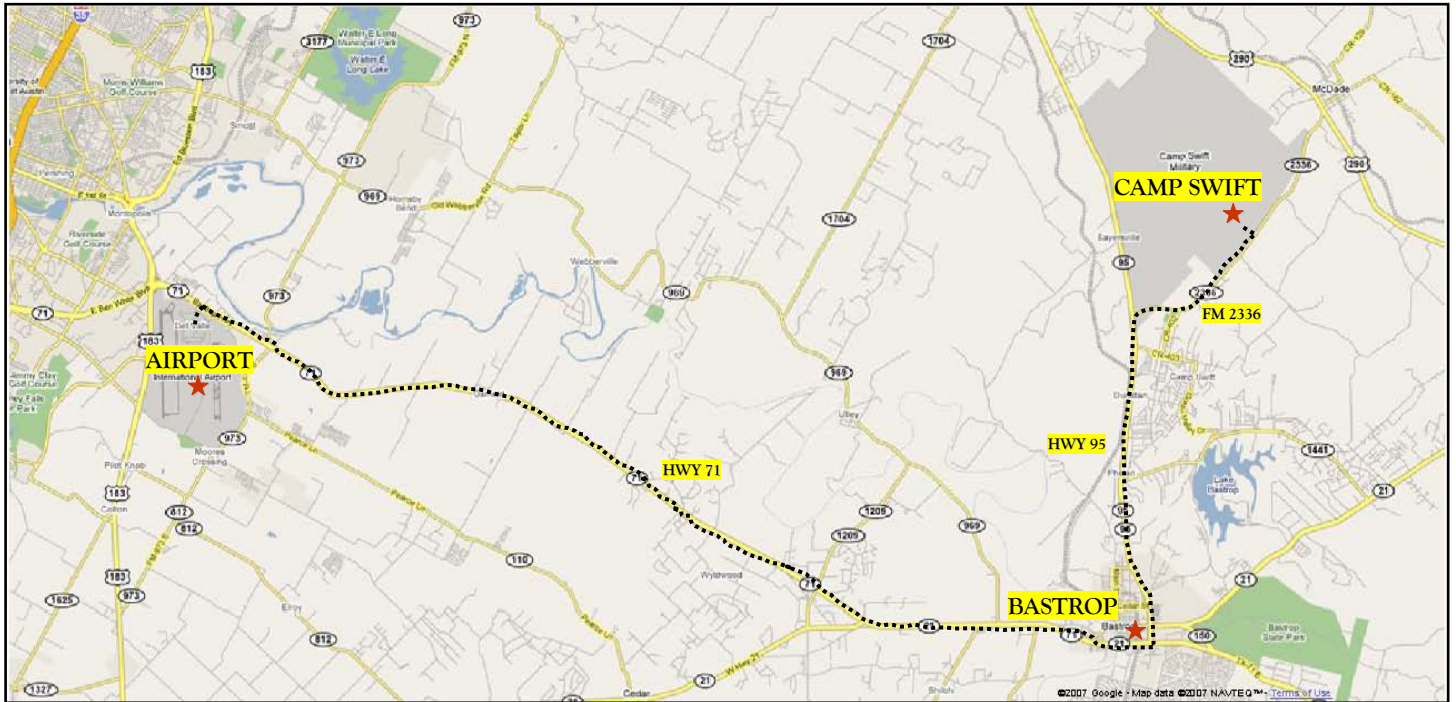
Take I-10 West to Hwy 71 W. From there, you will travel on Hwy 71 until you reach Bastrop. Once in Bastrop, at the intersection of Hwy 71 and Hwy 95, turn right. You will travel north on Hwy 95 for about 8 miles until you reach FM 2336 (you will pass a correctional facility on your right, FM 2336 will be a little ways after that). Turn right and travel 3.5 – 4 miles until you see a gate and a rock driveway on your left. There will be signs to help you locate this gate, as it can be difficult to spot from a distance. Follow the rock road toward the community of buildings, and look for the signs directing you to parking and check-in.

Dallas

Take I-35 South to Temple. From there, take Hwy 95 South through Taylor and into Elgin. You will continue to take Hwy 95 out of Elgin towards Bastrop until you reach FM 2336 (you will pass the main entrance for Camp Swift on your left). Turn left on FM 2336 and travel 3.5 – 4 miles until you see a gate and a rock driveway on your left. There will be signs to help you locate this gate, as it can be difficult to spot from a distance. Follow the rock road toward the community of buildings, and look for the signs directing you to parking and check-in.

Should you have any trouble locating the site, please do not hesitate to call the academy registrar at 936-546-3465 beginning October 13th, or once in the gate, there will be staff to help you navigate your way.

Map



Directions from the Austin-Bergstrom International Airport:

Upon leaving the airport, take Hwy 71 East towards Bastrop. You will travel approximately 30 miles until you reach Bastrop. At the intersection of Hwy 71 and Hwy 95, turn left. You will travel north on Hwy 95 for about 8 miles until you reach FM 2336 (you will pass a correctional facility on your right, FM 2336 will be a little ways after that). Turn right and travel 3.5 - 4 miles until you see a gate and a rock driveway on your left. There will be signs to help you locate this gate as it can be difficult to spot from a distance. Follow the rock road towards the community of buildings and look for the signs directing you to parking and check-in. Should you have any trouble locating the site, please do not hesitate to call the academy registrar at 936-546-3465, or once in the gate there will be staff to help you navigate your way.

For those who chose to stay in Elgin, stay on Hwy 95 until you encounter Hwy 290. Turn left and this will take you into town.

Lodging Accommodations

For more information:

Bastrop Chamber of Commerce: www.bastropchamber.com or 512-303-0558

Elgin Chamber of Commerce: www.elgintxchamber.com or 512-285-4515

Accommodations in Bastrop

Best Western Bastrop Pines Inn, 107 Hunters Crossing Blvd	512-321-0900
Comfort Inn & Suites, 505 Agnes St.	512-321-3377
Days Inn, 4102 Hwy 71 East	512-321-1157
Hampton Inn & Suites, 240 S. Hasler Blvd.	512-321-2898
Holiday Inn Express Hotel & Suites, 491 Agnes St.	512-321-1900
Quality Inn, 106 Hasler Blvd	512-321-3303

Accommodations in Elgin

Holiday Inn Express Hotel & Suites, 252 E. Hwy 290	512-285-3900
Sunset Lodge of Elgin, 1113 Hwy 290	512-285-4689

Don't forget that barracks and tent sites are available on the base at no charge.